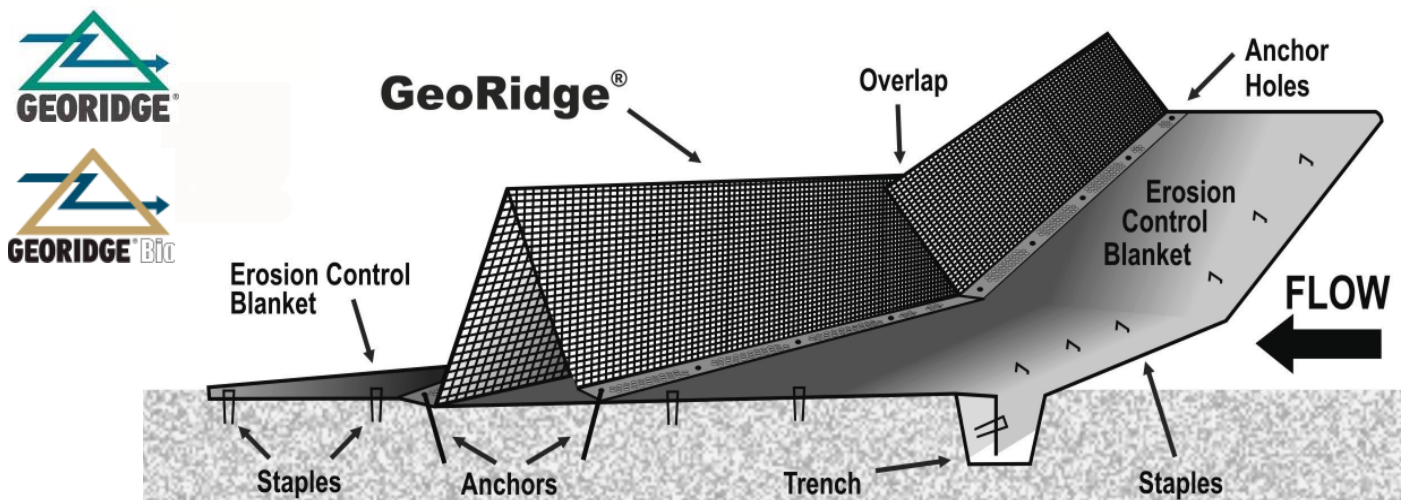




EROSION
AND SEDIMENT
CONTROL

GeoRidge® Installation Guide

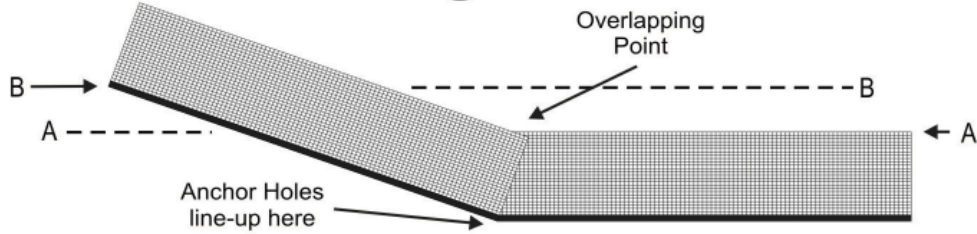


Select an erosion control blanket (ECB) grade based on the channel geometry and flow conditions. Follow manufacturer's recommended installation procedures.

INSTALLATION INSTRUCTIONS

Step 1: A section of ECB shall be placed across the flowline direction of the channel prior to the installation of the GeoRidge®. The ECB section must span the entire width of the channel, while the width of the blanket must be at least one roll width or no less than 1.22m (4ft).

GeoRidge®



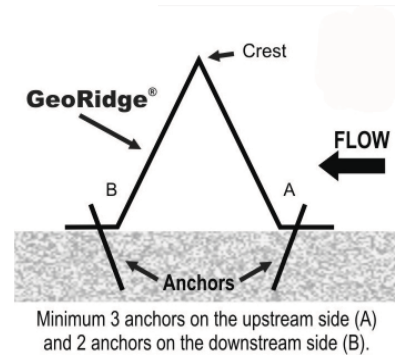
When installing GeoRidge®, ensure that point B is equal to or higher than point A. This will prevent water from flowing around sides of the GeoRidge® mounted on the channel embankment.

Step 2: The upstream edge of the ECB must be secured in a 100mm 4” trench. Secure the blanket in the trench using 150mm or 6 inch minimum staples placed at 500mm (1.67ft) intervals along the edge. Backfill and re-compact the soil in the upstream edge trench.

Step 3: Secure the downstream edge of the blanket with 150mm or 6 inch minimum staples placed at 300mm (1ft) intervals along the edge.

Step 4: Place the GeoRidge® berm in the middle of the ECB and anchor with 10 inch spiral spikes. Anchor spacing depends on soil condition and density. Minimum recommendation is 3 anchors on the upstream side and 2 anchors on the downstream side. The anchors will prevent water from going around or under the GeoRidge®.

NOTE: If multiple GeoRidge® panels are required to span a channel, ensure that the anchor holes line-up when you overlap each panel. (See diagram above.)



Spacing: When positioning GeoRidge® panels in a channel, the gradient plays a key role in the distance between panels as follows:

GRADIENTS	SPACING
1%	23.0m
2%	11.5m
3%	7.7m
4%	5.8m
5%	4.6m
6%	3.8m
7%	3.3m
8%	2.9m
9%	2.6m
10%	2.3m

Spacing is based on calculating the height of GeoRidge® divided by the gradient.

Example: On a 2% gradient, 0.230m (height of GeoRidge®)/ 0.02 gradient = 11.5m spacing.

nilex.com

EDMONTON T: 780.463.9535 CALGARY T: 403.543.5454 VANCOUVER T: 604.420.6433 ABBOTSFORD T: 604.420.6433 VERNON T: 250.260.3300 SASKATOON T: 306.956.0088 TORONTO T: 416.640.6002
 TF: 1.800.667.4811 TF: 1.888.543.5454 TF: 1.800.663.0478 TF: 1.800.663.0478 TF: 1.800.663.0478 TF: 1.888.543.5454 TF: 1.877.640.6002

